



2024 – 2027

Community Health Improvement Plan

Van Wert County, Ohio

*Conducted by the Van Wert County General Health District and
BGSU's Center for Regional Development*

Dear Partners of Van Wert County,

I am honored to present the Van Wert County General Health District's 2024 Community Health Improvement Plan. This Community Health Improvement Plan highlights our priorities and what we hope to accomplish in the next three years to improve the health and well-being of all Van Wert County residents.

Undeniably, I am proud of the grit reflected in this report and of all involved in advancing our mission. With our committed staff, obligation to collaboration, and the robust partnerships we have built across the county and state, I am assured we position ourselves more vital today than ever before in quest of a healthier Community.

The Van Wert County General Health District leads the way in protecting and improving the health of the residents of our community by serving as the most reliable source of public health services and information. We strive to provide our clients with the best possible service in a friendly, honest, and compassionate manner, with patience and sensitivity to the unique needs of each individual.

The vision outlined in this plan has come directly from our survey of community residents, who have called on us to continue efforts to protect and improve the health of our community's residents by serving as the most reliable source of public health services and information. Community residents, partners, and stakeholders have asked for collaborative work and collective action to support this vision. The Van Wert County Health Collaborative has identified three priority factors to focus on for the 2024 CHIP. The decision is based on data collected from the 2022 Van Wert County CHA, the Ohio SHIP, and the focus groups and interviews conducted through the planning process. These three priority factors support Access to care, Housing, Mental health, and Addiction Recovery.

For the past year, individuals and community partners have engaged in planning meetings to review Van Wert County's health data, evaluate the results, and identify strategies that help us coordinate action in these areas. This plan calls on us all to work together. Public health is a shared responsibility. Improving the health of our community does not happen overnight, nor will it happen even when incredible institutions work alone. I am grateful for those in our vast public health system – the health care, human services, education, youth development, recreation, faith, advocacy, agency, public safety, philanthropic, business, and economic development partners – who are committed to not only driving change within our entities but are also working toward these collective goals. By aligning our work, we see the most significant impact and improvements in Van Wert County's health.

I thank the Center for Regional Development at Bowling Green State University for providing technical assistance and expertise to The Van Wert County General Health District to meet our public health goals. I also want to thank the Van Wert County Health Collaborative, Tri County ADAMHS Board, Ohio Health Van Wert, Westwood Behavioral Health Center, and Family Health Care of Northwest Ohio. Completing an accurate Community Health Improvement Plan would not be possible without this collaboration.

In good health,

A handwritten signature in black ink, appearing to read 'Daryl Dowdy', with a long horizontal flourish extending to the right.

Dr. Daryl Dowdy

Acknowledgments

Funding

Van Wert County General Health District

Van Wert County CHIP Steering Committee

Van Wert County General Health District

Tri County ADAMHS Board

Ohio Health Van Wert

Westwood Behavioral Health Center

Family Health Care of Northwest Ohio

Van Wert County CHIP Contributing Organizations

Haven of Hope

United Way of Van Wert County

Van Wert County Department of Jobs and Family Services

YWCA Van Wert County

Project Management, Secondary Data Analysis, Data Collection, and Report Development

Center for Regional Development at Bowling Green State University

The Center for Regional Development (CRD) provides technical assistance and expertise to local organizations to meet their public health goals. CRD has diverse experience in applied research in the public health sector. CRD assures excellence by providing responsiveness to the needs of the communities we work with, in-depth public engagement, in-house IRB processing, and customized deliverables tailored to your goals.

CRD Project Team

Nichole Fifer, Ph.D. | Director, BGSU Center for Regional Development

Melissa Hopfer, MPA | Project Manager, BGSU Center for Regional Development

Maddi Menich, MPA | Project Manager, BGSU Center for Regional Development

Vanessa Oz | Graphic Designer, BGSU Center for Regional Development

Jordan Gall | Graduate Research Assistant, BGSU Center for Regional Development

The 2024 Van Wert County Community Health Improvement Plan is available on the following websites:

Van Wert County General Health District

BGSU Center for Regional Development

Table of Contents

Executive Summary	5
Introduction	7
Planning Process & Methodology	8
Public Health Accreditation Board	9
Ohio Health Improvement Plan (SHIP)	10
Van Wert County Demographics	11
Van Wert County Priority Health Factors / Outcomes.....	13
Access to Care	14
Housing	16
Mental Health & Addiction Recovery	18
Appendices	21



Executive Summary

In 2022, the Van Wert County General Health District conducted a Community Health Assessment (CHA) to identify the primary health concerns in the community, and to tell the story of the status of community health in Van Wert County. The CHA serves as the foundation for the development of the Community Health Improvement Plan (CHIP) for the county. The CHA also provides a status update as to what impact the strategies in the previous CHIP have had on health outcomes for Van Wert County residents.

Considering data from the 2022 CHA, the Ohio SHA, and Ohio SHIP, some key members of the Van Wert County Health Collaborative embarked on an iterative process to determine what the priority health factors and health outcomes are for Van Wert County. Some key members of the Health Collaborative wanted to not only determine the highest areas of need, but also areas in which Collaborative members would have a direct impact on the health outcomes of residents most impacted by gaps in services. The priority factors/health outcomes the Collaborative chose are:

1. Access to Care
2. Housing
3. Mental Health & Addiction Recovery

Once the priority factors were chosen, more extensive public engagement took place. CRD conducted 15 stakeholder interviews to hear from leaders in the community who provide health related services to residents. CRD also facilitated 7 focus groups to hear from populations most impacted by health disparities in the county.



CRD then took all the information collected from the interviews, focus groups, and secondary data sources and facilitated two targeted strategy sessions to determine the best ways in which to address the issues in the community. A goal was developed for each priority factor/ health outcome, and then the following is included for each goal:

1. 1-2 Strategies
2. Action Steps
3. Key Implementing Partner
4. Supporting Collaborators
5. Performance Metrics
 - a. Baseline
 - b. Target
6. Timeline

The 2024 Van Wert Community Health Improvement Plan really emphasizes getting systems and collaborations secured to address the priority factors in a meaningful way. The strategies and action steps provide the concrete things that need to be done to affect change. Knowing who the key implementing partner and collaborators are makes it clear who should be involved in each strategy. The performance metrics and timeline provide a level of accountability to ensure the Van Wert County General Health District and some key members of the Health Collaborative are working together effectively and making progress. The Van Wert CHIP is a key resource for the community to create positive change and better health outcomes for the residents of Van Wert County.



Introduction

What is a Community Health Improvement Plan (CHIP)

A Community Health Improvement Plan is a community wide effort to address public health concerns that are identified by consensus from community stakeholders. The CHIP process identifies strategies to mitigate priority health concerns using quantitative data collected from community members and qualitative data from the Community Health Assessment (CHA) and other external data sources.

Vision (Van Wert County Health Collaborative)

The Van Wert County Health Collaborative is a membership group of stakeholders from various health focused organizations in the community. Various Collaborative members served as the project steering committee for the development of the Van Wert CHA. The vision of the Van Wert County Health Collaborative is to, "work together to improve the health of individuals, families, and our community."



Planning Process & Methodology

The planning process used to develop the Van Wert CHIP is a comprehensive, community focused planning method utilizing the NACCHO strategic planning model and Mobilizing for Action through Planning and Partnerships 2.0 (MAPP 2.0). The process drew on the most recent Community Health Assessment (CHA) conducted for Van Wert County and was facilitated by the CRD with the assistance and guidance of the community steering committee, the Van Wert County Health Collaborative. An overview of the planning process:



1

Kick-off Meeting

Met with key members of the Health Collaborative to discuss goals, key partners, and planning process.

2

2022 CHA Review & Priority Analysis

CRD conducted a review of the most recently completed CHA for Van Wert County to develop a list of 8 potential priority factors to focus on in the CHIP.

3

Secondary Data Analysis & Benchmarking

CRD then analyzed data in the CHA as well as data in the Ohio SHIP and Ohio SHA to determine alignments with state priorities and identify data anomalies.

4

Priority Factor Identification

Using the information analyzed and collected, CRD facilitated a planning session with key members of the Health Collaborative to identify 3-4 priority factors to focus on the CHIP: Access to Care, Housing, and Mental Health & Addiction Recovery.

5

Community Focus Groups & Stakeholder Interviews

CRD conducted 7 focus groups and 15 stakeholder interviews to gather information on the priority factors for the CHIP. The populations CRD conducted focus groups for are mental health and addiction recovery, non-English speaking residents, retired residents, parents and caregivers, veterans, individuals with developmental disabilities, and unhoused individuals.

6

Strategy Development

Once information was gathered, CRD facilitated two strategic planning sessions with key members of the Health Collaborative and other community stakeholders to develop the goals, strategies, action steps, key partners, supporting collaborators, and performance metrics for each priority factor.

7

Deliverable Production

CRD developed a PDF version of the CHIP document as well as a slide deck that can be used for public engagement and outreach.

Public Health Accreditation Board (PHAB)

The Public Health Accreditation Board is a national organization that administers accreditation to health departments to ensure “excellence and scalable innovation” amongst health departments nationwide. As a prerequisite of accreditation by the Public Health Accreditation Board (PHAB), local health departments must conduct a Community Health Assessment (CHA) and develop a Community Health Improvement Plan (CHIP) at least every five years. The Van Wert County General Health District is accredited by the PHAB and intends to maintain its accreditation. A key component of reaccreditation is that the health department has a Community Health Improvement Plan that meets PHAB requirements. Measure 5.2.1 A states that the health department needs to adopt a CHIP that includes the following things:

- ✓ At least two health priorities for the community
- ✓ Measurable objectives for each priority
- ✓ Two strategies that are policy-oriented
- ✓ Timelines for objectives
- ✓ A list of assets and resources
- ✓ Progress tracking framework

This CHIP aligns with the requirements set forth by the Public Health Accreditation Board.



Ohio Health Improvement Plan (SHIP)

The Ohio State Health Improvement Plan (SHIP) is a guiding document used by the State of Ohio to outline and implement statewide policies and programming to achieve positive health outcomes for Ohio residents. Local Health Departments throughout Ohio align their CHIPs with the SHIP. Health Departments are required by the State of Ohio per ORC 3701.981 to complete a CHIP on an aligned 3-year cycle. The State of Ohio, like Van Wert County, has priorities around access to care, housing (community conditions), and mental health & addiction. Ohio also encourages health departments to align at least one priority factor and one health outcome with the SHIP. It also encourages the tracking of “SMART” indicators for each priority factor. And finally, local health departments should develop strategies for each priority factor and health outcome in the CHIP. This CHIP meets the requirements and preferences set forth by the State of Ohio and the Ohio Revised Code.

The Healthy People 2030 framework is a set of health and well-being strategies and goals that can be utilized for benchmarking by states and local organizations. The framework sets targets for each of the strategies and measures if progress is being made or not. It is a framework that is widely referenced in the public health sector. The Ohio SHIP is closely aligned with the Healthy People 2030 Framework.



Van Wert County Demographics

¹ United State Census | ² Ohio Department of Jobs and Family Services

Population ¹

28,931

Van Wert County

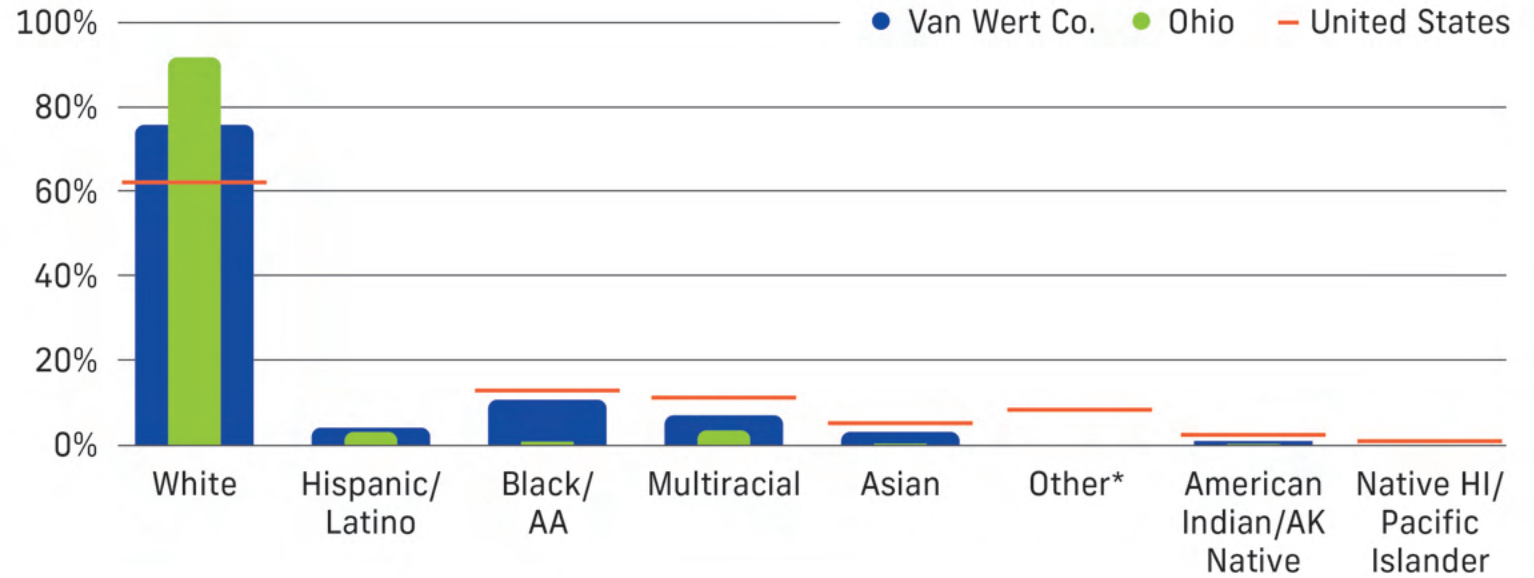
11,799,448

Ohio

331,449,281

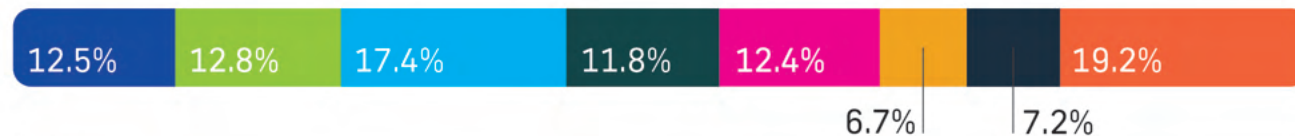
United States

Race & Ethnicity

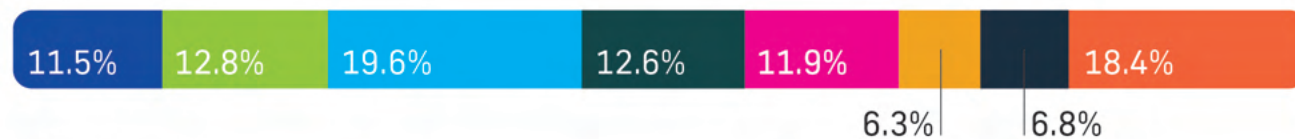


Age ¹

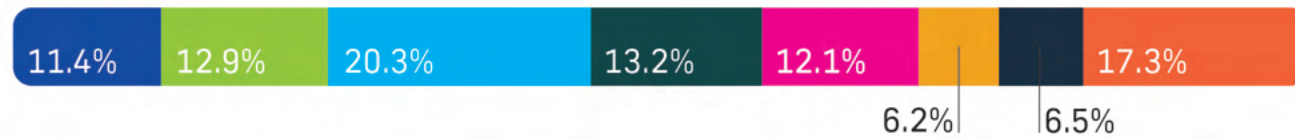
Van Wert County



Ohio



United States



● 0-9 ● 10-19 ● 20-34 ● 35-44 ● 45-54 ● 55-59 ● 60-64 ● 65+

Sex ¹

● Male ● Female

14,236

14,597

Van Wert County

5,810,211

5,945,847

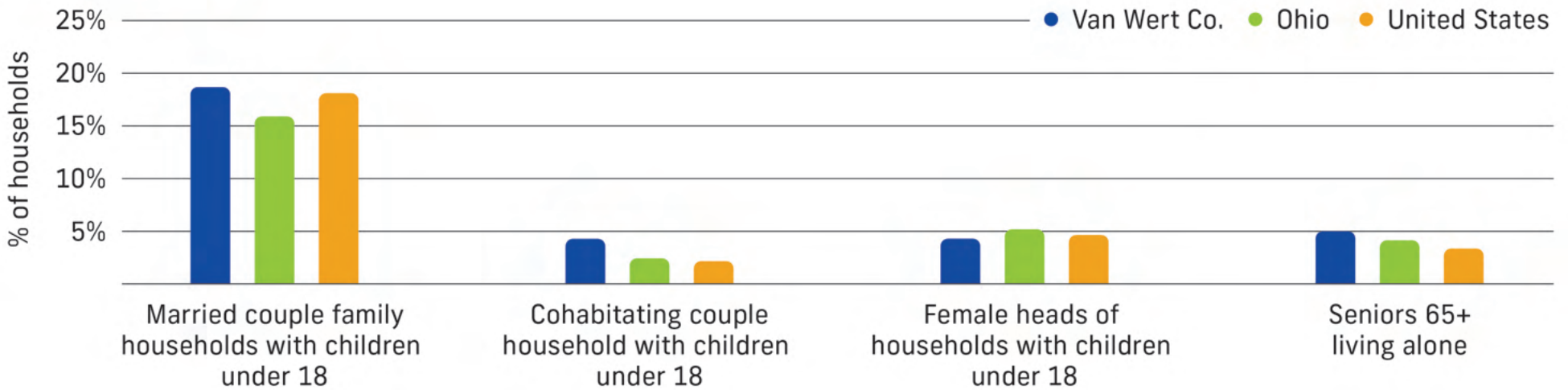
Ohio

165,228,214

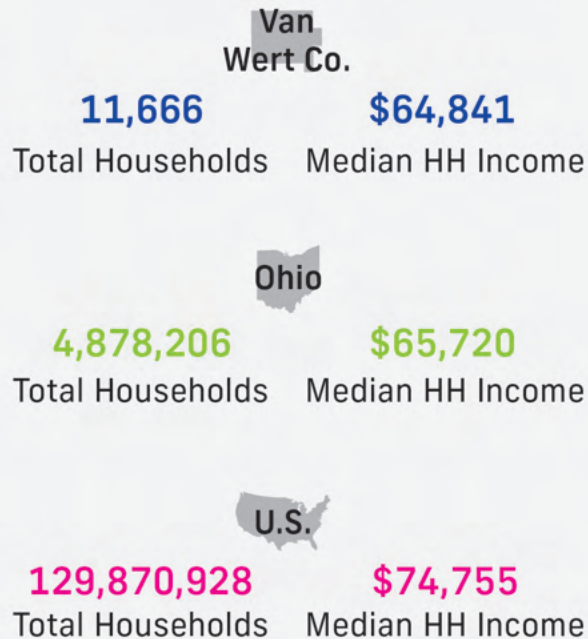
168,059,348

United States

Households by Type ¹



Median Household Income ¹



Households Size ¹

	Van Wert County	Ohio	United States
1 person	3,199	1,551,743	37,161,100
2 people	4,317	1,714,397	44,533,503
3 people	1,687	691,405	19,867,331
4+ people	2,463	920,661	28,308,994

Priority Health Factors

Van Wert County Priority Factors

Some key members of the Van Wert County Health Collaborative has identified three priority factors to focus on for the 2024 CHIP. The decision is based on data collected from the 2022 Van Wert County CHA, the Ohio SHIP, and the focus groups and interviews that were conducted through the planning process. The priority factors are:

- Access to Care
- Housing
- Mental Health and Addiction Recovery

This section outlines the supporting data from the 2022 CHA, goals, strategies, action steps, key implementing partner(s), supporting collaborators, and performance metrics for each priority factor.

Both access to care and housing are priority areas that align with the Ohio Ship.

SHIP data and SHIP strategies are outlined alongside Van Wert CHA data & CHIP strategies.



Access to Care

The Community Health Assessment completed for Van Wert County in 2022 supports the need to increase access to health care for residents, specifically those under or uninsured. The CHIP calls for the establishment of an Access to Care Coalition to create organizational capacity to address gaps in care and determine specific populations in the community that struggle to get their healthcare needs met.

Ohio Data

The Van Wert County CHIP strategies around access to care prioritize developing organizational capacity to implement strategies that will address access to care concerns in the community. This also includes an in-depth assessment of which populations are experiencing the greatest disparities and in which areas. The Ohio SHIP includes strategies around increasing access to care which include:

Supporting SHIP Strategies

- Comprehensive and coordinated primary care.
 - Medical homes such as Ohio Comprehensive Primary Care practices. ¹
 - Healthcare safety net providers, including federally qualified health centers (FQHCs) and school-based health centers (SBHCs). ¹

Ohio SHIP

¹ pg. 47



Access to Care

Goal & Strategies

Increase access to healthcare services for under and uninsured individuals in dental, specialists, behavioral health, preventative practices, and social services.

Strategy #1: Develop an Access to Care Coalition to address gaps in services

- Action step #1: Develop a list of Coalition members to invite to participate
- Action step #2: Schedule an inaugural meeting
- Action step #3: Develop a 2-year strategic plan

Key implementing partner: Van Wert County General Health District

Supporting collaborators: Van Wert County Health Collaborative members

Performance metric(s):

1. Number of Access to Care Coalition meetings held – baseline: 0 meetings; target: 4 meetings per year
2. Strategic plan is developed – baseline: no strategic plan; target: 1 strategic plan developed

Timeline: 3 years

Strategy #2: Conduct an analysis of health data for populations experiencing a lack of access to care

- Action step #1: Review data collected via the CHIP focus groups and interviews as well as the 2022 CHNA
- Action step #2: Determine the barriers to care and affected populations
- Action step #3: Develop strategies to meet the healthcare needs of the under and uninsured

Key implementing partner: Van Wert County General Health District

Supporting collaborators: Access to Care Coalition

Performance metric(s):

3. List of affected populations and barriers to care developed – baseline: no list; target: 1 list created
4. Strategies to address identified barriers developed – baseline: no strategies developed; target: 2-3 strategies developed

Timeline: 3 years

Supporting 2022 CHA Data

Primary Care ²



Patient:Provider Ratio

2,180:1

Mental/Behavioral Health ²



Patient:Provider Ratio

1,050:1

Preventative Care ³



Van Wert County adults that received a flu vaccine in 2022

73%

Van Wert County adults that visited a dentist in 2022

71%

slight decrease from 75% in 2018; 25% of which have not visited because of cost

Dental ^{4,5}



Patient:Dentist Ratio

2,560:1

higher than average and trending down since 2014

According to the U.S. Health and Human Services Administration, Van Wert County is a Health Professional Shortage Area for dentists with a score of 25 out of 26, with a higher score indicating a higher priority area ⁴.

2022 Van Wert County CHA

² pg. 19 | ³ pg. 21 | ⁴ pg. 22 | ⁵ pg. 23

Housing

Access to affordable and high-quality housing is considered a significant factor in improving health outcomes for residents in Van Wert County. Low-income residents are at a higher risk of experiencing a lack of stable and affordable housing. While the cost of housing may be lower in Van Wert County than other communities in Ohio, there is a shortage of affordable housing. The Van Wert County General Health District plans to participate in the Van Wert Housing Coalition to ensure that health impacts of housing instability are considered, and the solutions developed by the group are holistic.

SHIP Data

In the State Health Improvement Plan, housing affordability and quality is a priority factor that influences health outcomes of residents in Ohio. Housing affordability and availability is also a priority in Van Wert County. The Van Wert County General Health District plans to participate in the Van Wert Housing Coalition to develop solutions to the lack of available and affordable housing. The Housing Coalition is an organization that will look to develop solutions like those outlined in the Ohio SHIP. The SHIP outlines ways to address housing concerns as a health-related issue in the following ways:

Supporting SHIP Strategies

- Affordable housing development and preservation. ⁶
- Maintain and increase incentives for affordable housing developers that partner with healthcare and social service agencies to leverage federal

funding, such as the Low-Income Housing Tax Credit and HOME Investment Partnerships for affordable housing development.

- Advocate for increased funding for housing trust funds to provide gap financing for affordable housing development; see Ohio Housing Trust Fund. ⁶
- Advocate for local inclusionary zoning and housing policies to expand the areas where affordable housing can be built.
- Preserve and develop affordable housing in neighborhoods with increasing land values through community land trusts, such as The Land Trust Program in Cleveland. ⁶

Ohio SHIP
⁶ pg. 20

Supporting 2022 CHA Data

The cost of housing in Van Wert County, as measured by the median value of owner-occupied housing, median monthly mortgage, and median gross rent, is lower in Van Wert than in the State of Ohio. ⁷



2022 Van Wert County CHA
⁷ pg. 59

Housing

Goal & Strategies

Increase awareness and understanding of housing and homelessness issues within Van Wert County

Strategy #3: Participate in the Van Wert Housing Coalition

- Action step #1: Appoint a public health representative to the Housing Coalition


Key partner: The Van Wert Housing Coalition

Supporting collaborators: Van Wert County General Health District

Performance metric(s):

1. Percentage of Housing Coalition meetings attended by a public health representative – baseline: 0% of Housing Coalition meetings attended by a public health representative; target: 75% of Housing Coalition meetings attended by a public health representative

Timeline: 3 years



Mental Health & Addiction Recovery

Mental Health & Addiction Recovery

The Van Wert County General Health District in partnership with some key members of the Health Collaborative plan to increase the availability of Naloxone throughout the county to reduce overdose deaths. Another strategy to be implemented is to participate in the Addiction Stigma Reduction Campaign to encourage residents that need help with substance abuse get the treatment they need.

SHIP Data

There are many nexuses between Van Wert County and Ohio in terms of reducing overdose deaths and supporting addiction recovery for residents struggling with substance abuse and dependency. Both Van Wert County and Ohio are working to expand the availability of Naloxone to reduce overdose deaths. Van Wert General Health District is participating in an Addiction Stigma Reduction Campaign similar to the one outlined in the Ohio SHIP. Here are the SHIP strategies that align with the Van Wert CHIP:

Supporting SHIP Strategies

Mental Health & Addiction Recovery is a primary concern in the State of Ohio & Van Wert County.

- Naloxone education and distribution programs.⁸
 - Increase the number of Project DAWN and other community sites that can distribute Naloxone.
 - Integrate Naloxone distribution models within addiction treatment settings, reentry from prison and jail and syringe services programs.
 - Increase utilization of the Community Innovation Fund, which provides local health departments with funding to purchase Naloxone for first

responders.

- Community Naloxone distribution, with an emphasis on reaching high-risk people through community agencies, jails, recovery housing, emergency departments, homeless outreach, mail, drug courts, syringe access programs, and Federally Qualified Health Centers.⁹
- Public/prescriber engagement, through social media campaigns aimed at informing the public; reducing stigma on use of Medication-Assisted Treatment among health care providers; and educating people who use drugs on the dangers of fentanyl in Ohio's drug supply.⁹

Ohio SHIP

⁸ pg. 62 | ⁹ pg. 64

Supporting 2022 CHA Data

- Among diseases of despair (overdose, suicide, and alcohol-related cirrhosis), overdose accounted for the highest number of fatalities for the 10-year period, followed by suicide and alcohol cirrhosis.¹⁰

Addiction¹¹

Analysis of substance abuse admissions by three-digit zip code area for 201818 shows demand for treatment in Van Wert County is likely to be significantly elevated for alcohol.

Addiction¹²

65%

of Van Wert County adults reported having at least one alcoholic beverage in the past month. Alcohol-related cirrhosis exceeded the state average by 7%

Addiction¹³

*While there was community concern about high rates of illegal drug use and overdoses in the focus groups and Adult survey, Van Wert overdose **fatality rates were comparatively low** from 2010-2019. These numbers tend to be dynamic and should be monitored closely.*

Addiction¹⁴

*Overdose fatalities were **most frequent in Census Tract 206**, or in the northeast corner of the City of Van Wert*

Mental Health¹⁵

11%

of adults reported sadness or hopelessness for 2 weeks in a row during the past 12 months according to the Adult survey. This is a slight increase from 8% in the 2017 CHA.

Mental Health¹⁶

4%

of Van Wert County adults reported experiencing suicidal ideation during the past 12 months, compared to 2% considering attempting suicide in the 2018 survey.

2022 Van Wert County CHA

¹⁰ pg. 57 | ¹¹ pg. 24 | ¹² pg. 26 | ¹³ pg. 27 | ¹⁴ pg. 28 | ¹⁵ pg. 54 | ¹⁶ pg. 55

Mental Health & Addiction Recovery

Goal & Strategies

Improve access to mental health, addiction, and substance abuse care to meet the needs of residents in Van Wert County.

Strategy #4: Partner with Tri County ADAMHS Board to increase Naloxone resources in Van Wert County

- Action step #1: Identify appropriate organizations to house Naloxone resources
- Action step #2: Train organizations how to effectively and safely house and utilize Naloxone

Key partner: Van Wert County General Health District

Supporting collaborators: Tri County ADAMHS Board

Performance metric(s):

1. Number of new organizations who have Naloxone available – baseline: 0 community organizations have Naloxone available; target: 8-10 new community organizations have Naloxone available
2. Number of Naloxone kits distributed in the community – baseline: 0 Naloxone kits distributed; target: 500 kits distributed

Timeline: 3 years

Strategy #5: Partner with the Tri County ADAMHS Board and Coalition on Addiction on the Stigma Reduction Campaign

- Action step #1: Identify target populations for campaign
- Action step #2: Determine best advertisement types to meet those populations
- Action step #3: Work with advertisement providers and social media managers and key organizations to implement the stigma reduction content

Key partner: Tri County ADAMHS Board

Supporting collaborators: Coalition on Addiction

Performance metric(s):

3. Number of social media posts shared per month – baseline: 0 posts developed and shared per month; target: 1 post developed and shared per month
4. Number of partner organizations sharing stigma reduction materials – baseline: 0 organizations sharing; target: 8-10 organizations sharing

Timeline: 3 years



Data & Information Sources

Van Wert County 2022 CHA

<https://vanwertcountyhealth.org/community-health-improvement/>

Ohio State Health Improvement Plan

<https://odh.ohio.gov/about-us/sha-ship/state-health-improvement-plan>

Healthy People 2030

<https://health.gov/healthypeople>

Appendix

2024 Van Wert County CHIP Focus Group Questions

General Questions

(CONTEXT) Identified these 4 things in community...

Goal: What are the drivers of deficits, impacts of those, what tangible actions can make this better?

- What do you view as strengths of your community?
- What are some of the things that you see as lacking in your community?
- Do you feel you have adequate Healthcare Access?
 - Causes
 - What are the causes/things driving this issue or lack of resources?
 - Consequences
 - What are the impacts on the community?
and/or
 - How has this affected you?
 - Remedies
 - Are there enough resources and support?
 - What else is needed?
- How is the state of Housing in Van Wert County?
 - Causes
 - What are the causes/things driving this issue or lack of resources?
 - Consequences
 - What are the impacts on the community?
and/or
 - How has this affected you?
 - Remedies
 - Are there enough resources and support?
 - What else is needed?

- How do you feel about Mental Health and Addiction Recovery Services in Van Wert County?
 - Causes
 - What are the causes/things driving this issue or lack of resources?
 - Consequences
 - What are the impacts on the community?
and/or
 - How has this affected you?
 - Remedies
 - Are there enough resources and support?
 - What else is needed?
- How do you feel about Preventative Practices in Van Wert County?
 - Causes
 - What are the causes/things driving this issue or lack of resources?
 - Consequences
 - What are the impacts on the community?
and/or
 - How has this affected you?
 - Remedies
 - Are there enough resources and support?
 - What else is needed?
- Which of these needs would you say is the most important?
- Is there anything we didn't cover today that you would like to talk about?

Appendix

2024 Van Wert County CHIP Stakeholder Interview Questions

Stakeholder Interview Introduction

Thank you very much for participating in this stakeholder interview as part of the development of the Van Wert County Community Health Improvement Plan (CHIP). We are hoping to gain insights from your unique perspective and perception of health issues facing residents of Van Wert County. Your answers will be confidential and will not be attributed to you without your consent. Answers you provide will be analyzed in aggregate with responses provided by other interviewees. If the research team wishes to use a specific quote, anecdote, or piece of evidence you provide, it will reach out to you for your consent before doing so as well as ask if you are comfortable with attribution.

*Review Consent and confidentiality (confirm they have seen consent form)

Questions:

1. Please tell us your name, affiliation, and a little bit about the role your organization plays around Priority Area in the community.
2. Thinking about Priority Area and the quality of life of Van Wert County residents, what are some of the strengths in your community in supporting Priority Area?
3. What are some of the challenges or needs in supporting Priority Area specific to Van Wert County?
4. What resources are available to residents in Van Wert County to address Priority Area major health concerns and needs?

5. What are some of gaps in services for community/county residents around Priority Area?
6. In your opinion, why are they not being addressed?
7. What else should be done in your community to address Priority Area?
8. Do you have any other thoughts that we did not cover in our questions concerning the future of Priority Area in Van Wert County?

Thank you much for you time today. If you think of anything else you would like to add or have any questions after this, please feel free to reach out via e-mail.

Appendix

2024 Van Wert County CHIP Qualitative Data Summary

Mental Health & Addiction Recovery

Key Issues

- Lack of mental health professionals
 - Case workers already over-burdened
 - High turnover of professionals
- Stigma around mental health and addiction
 - People not seeking help due to shame or denial
 - Lack of education around mental health and addiction
- Appropriate treatment or support systems not available
 - 12 step meetings are limited
 - People do not have support systems in place beyond treatment
- People are Unaware of Where to Seek Treatment

Housing

Key Issues

- Lack of Housing Options
 - Lack of Affordable Housing
 - Lack of Housing in Good Conditions
- Hard to Find Information on Available Housing
- No Homeless Shelter for Families or Women who are not DV or HT Victims
- Stigma around homelessness
- Programs to Assist with Housing are Difficult to Navigate

Health Care Access

Key Issues

- Lack of Dental Care Options

- Dental providers don't accept Medicaid
- Not enough providers
- Lack of Ophthalmology/ Eye Care Options
- Inadequate Transportation Options
 - Lack of transportation options
 - Reliability/accessibility of transportation
- Access to Specialists
 - Specialists are not local
 - Appointments book out months in advance
 - Lack of coverage/ high cost
- No Labor & Delivery Unit in Van Wert
- Providers need training in providing treatment for at-risk populations
 - Residents with developmental disabilities
 - Mental health crisis intervention
 - Language access

Preventative Practices

Key Issues

- Lack of Knowledge About Vaccine/ Screening Services Available
 - Language access
 - Information not getting to people who need it
- Transportation
 - No way to get to locations to access preventative services
- Perception that Screenings are Low Priority