

National Center for Family & Marriage Research

+ Co-Directors:

Dr. Susan L. Brown
Dr. Wendy D. Manning

+ Assistant Director:

Dr. Krista K. Westrick-Payne

+ Mission

Research
Training
Dissemination

+ Goal

To improve our understanding of how family structure is linked to the health and well-being of children, adults, families, and communities and to inform policy development and programmatic responses.

+ Contact Us

ncfmr@bgsu.edu
419-372-3119

+ Visit Us


<http://www.bgsu.edu/ncfmr>

+ Follow Us



@ncfmr**bgsu**

+ Fast Facts on American Marriages



In 2023 there were about 2.4 million new marriages with more than 1.8 million being first marriages in the United States ([FP-24-25](#), [FP-25-01](#)).




With 31.5 women marrying per 1,000 unmarried women, the U.S. refined marriage rate remained stable between 2022 and 2023 and has returned to 2018 levels ([FP-24-25](#)).



The age at first marriage continues to rise and remains higher among men than women. Among individuals entering a first marriage in 2022, the median age for women was 28.6 and for men was 30.5 ([FP-24-08](#)). The median age at remarriage was 48 for men and 44 for women in 2019 ([FP-21-18](#)).




In 2023, the marriage-to-divorce ratio was 2.38. This means that there were about two marriages for every divorce in 2023 ([FP-24-27](#)).



In 2019, 50% of adults over age 50 were married. Further, 59% of older adults who were married were in their first marriages ([FP-22-16](#)).




About 3.6% of all marriages in 2021 were among same-sex couples, amounting to 60,046 marriages ([FP-23-09](#)).



In 2023, the remarriage rate was higher for men than women (34.4 per 1,00 for men and 18.5 per 1,000 for women) ([FP-23-09](#)).



Roughly 76% of women lived with their spouse prior to getting married ([FP-21-04](#)).



Most different-sex couples (65%) and same-sex couples (69%) who married in 2021 entered a first marriage ([FP-23-09](#)).



Seven out of ten high school seniors in 2020 expected to marry in the future. Nearly one-fourth (23%) did not know if they expected to marry ([FP-22-04](#)).

+ Family Profiles <https://www.bgsu.edu/ncfmr/resources/data/family-profiles.html>

Original reports summarizing and analyzing nationally representative data with the goal to provide the latest analysis of U.S. families. These profiles examine topics related to the NCFMR's core research themes.