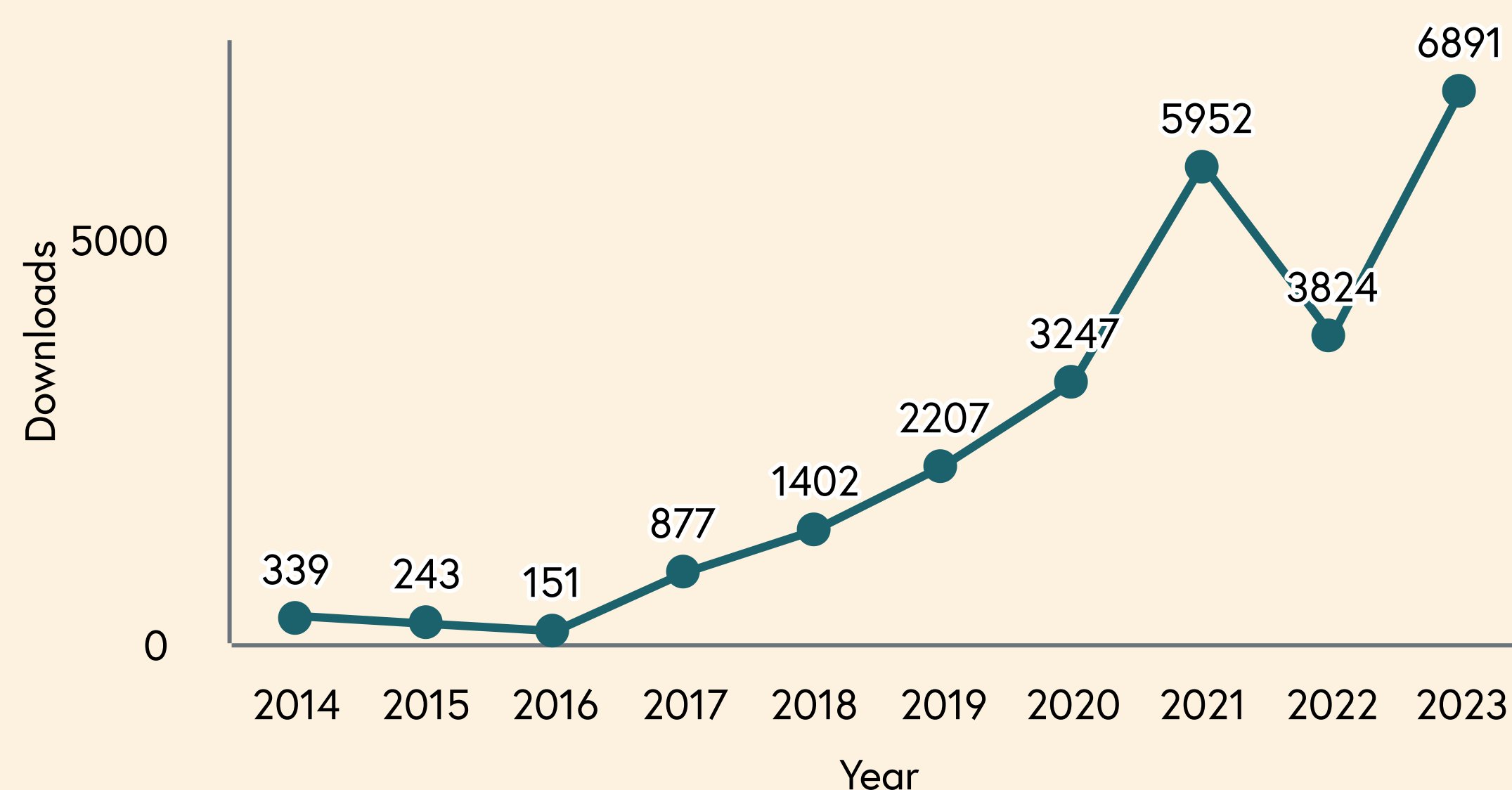


The Most Downloaded Family Profiles of 2023

Figure 1. Trend in NCFMR Downloads, 2014 - 2023



Source: National Center for Family & Marriage Research Usage Report, Digital Commons Dashboard.

A new NCFMR record - 6,891 downloads in the year 2023!

The past year was a big one for the National Center for Family & Marriage Research...

- We published **29** Family Profiles across **20** different topics related to marriage and family.
- We also released our most recent archived data to the Marriage and Divorce Data Compass - County-Level Marriage & Divorce Data 2011-2019.
- This past year also marked the year with the most Family Profile downloads since 2014, at **6,891!**

✱ **October 2023 saw 1,843 downloads, the most single month downloads since 2014.**

Top Family Profiles of 2023

The most-downloaded Family Profile of 2023 was First Divorce Rate, 2021.

First Divorce Rate, 2021 by NCFMR Assistant-Director Krista K. Westrick-Payne estimated first divorce rates (defined as the number of first marriages that ended in divorce per 1,000 first marriages) for males and females using data from the American Community Survey. The profile was downloaded **918 times** in 2023.

Table 1. Top Five Family Profiles, 2023

Rank	Title	Author(s)	Downloads
1.	First Divorce Rate, 2021	Krista K. Westrick-Payne	918
2.	Characteristics of Single Adults in the U.S., 2022	Gabrielle Juteau	365
3.	Median Age at First Marriage, 2020	Krista K. Westrick-Payne	238
4.	Twenty Years of Change in Unintended Births	Karen Benjamin Guzzo	180
5.	Divorce Rate in the U.S.: Geographic Variation, 2017	Valerie Schweizer	153

The second most downloaded Profile was **Characteristics of Single Adults in the U.S., 2022**. Graduate student Gabrielle Juteau used data from ASEC Current Population Survey to examine sociodemographic variation among single adults aged 18 and older. Gabrielle's profile was downloaded 365 times in 2023.

Ranked third, **Median Age at First Marriage, 2020** also by Krista K. Westrick Payne was downloaded 238 times. This profile used data from the CPS to track the trends in women's and men's median ages at first marriage and then examined sociodemographic variation using the 2019 ACS 1-year estimates.

Coming in the fourth slot with 180 downloads was Karen Benjamin Guzzo's piece - **Twenty Years if Change in Unintended Births**. Dr. Guzzo used the National Survey of Family Growth to investigate trends in birth intendedness among women aged 15-44 between 1997 and 2018.

Rounding out the top five was **Divorce Rate in the U.S.: Geographic Variation, 2017**, written by BGSU Sociology alum, Valerie Schweizer. An update of our yearly releases of rates in the U.S., Valerie used the ACS to enumerate estimates of the number of divorces occurring in the last year among married women. The profile was downloaded over 150 time in 2023.

Visit <https://www.bgsu.edu/ncfmr/resources/data/family-profiles.html> to view and read all of our Family Profiles!

Geographic Variation

Family Profile Readership

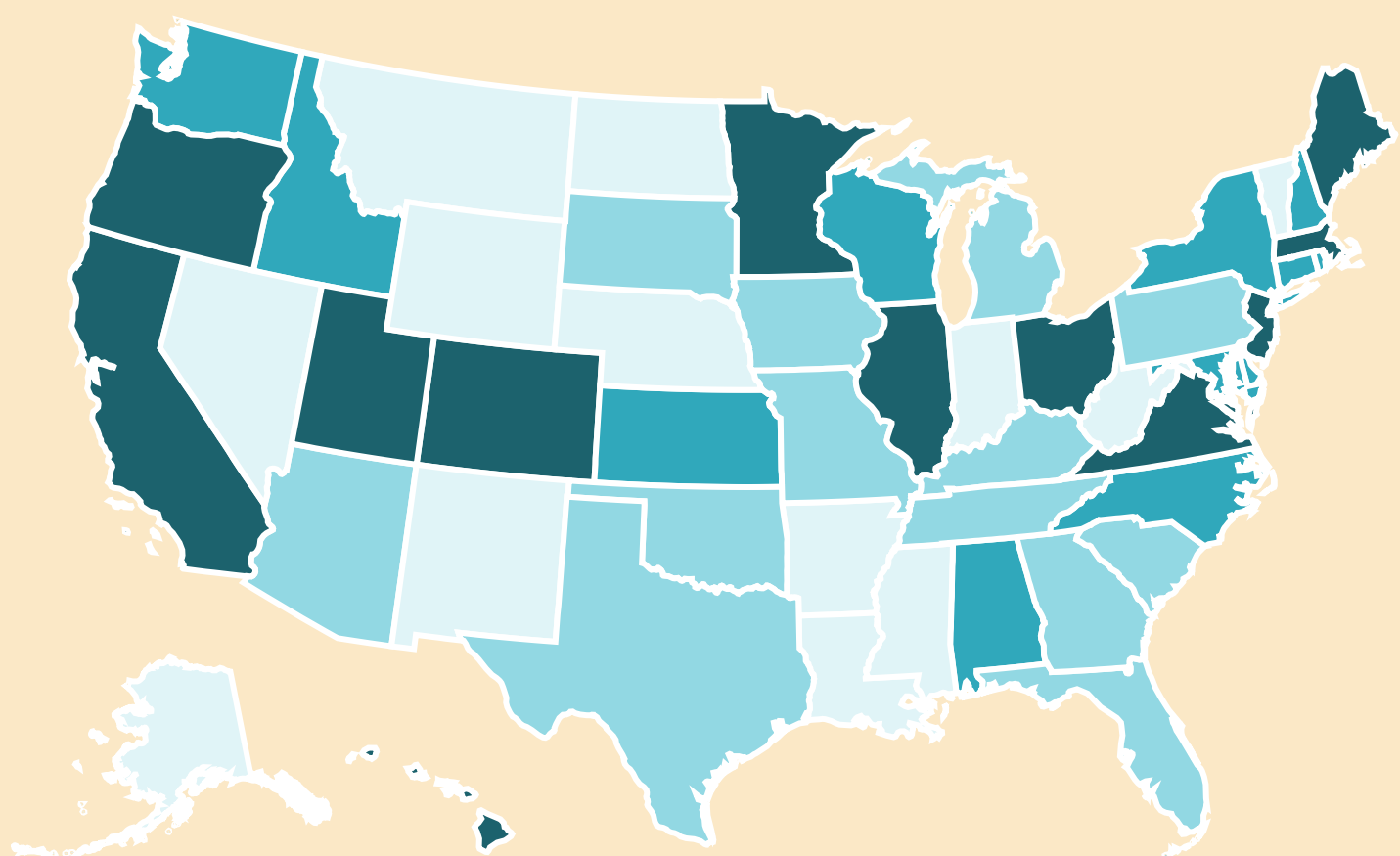
Readers of NCFMR profiles were found all over the planet in 2023 spanning **6 continents**.

- The most downloads occurred in **North America** at over **2,800**.
- The next largest number of downloads were in **Europe** at nearly **2,000** in 2023.
- **Asia** was the location of nearly **1,500** downloads.

Readers of NCFMR Family Profiles span the globe in 2023.



Figure 2. Geographic Variation in NCFMR Family Profile Readership Rate by Quartile, 2023



Source: National Center for Family & Marriage Research Usage Report, Digital Commons Dashboard.

Across the U.S. the highest readership rate was in Washington, DC a 31 per 1 mil. pop.

Readership rates were calculated per 1 million population and ranged from a high of **31** in **Washington, DC** to a low of **0** in **Alaska**.

- The readership rate in **Illinois** was close behind DC at **30** per 1 mil population.
- Not far behind were **Hawaii** and **Oregon** at **29** per 1 mil population.

Family Profile Topics of 2023

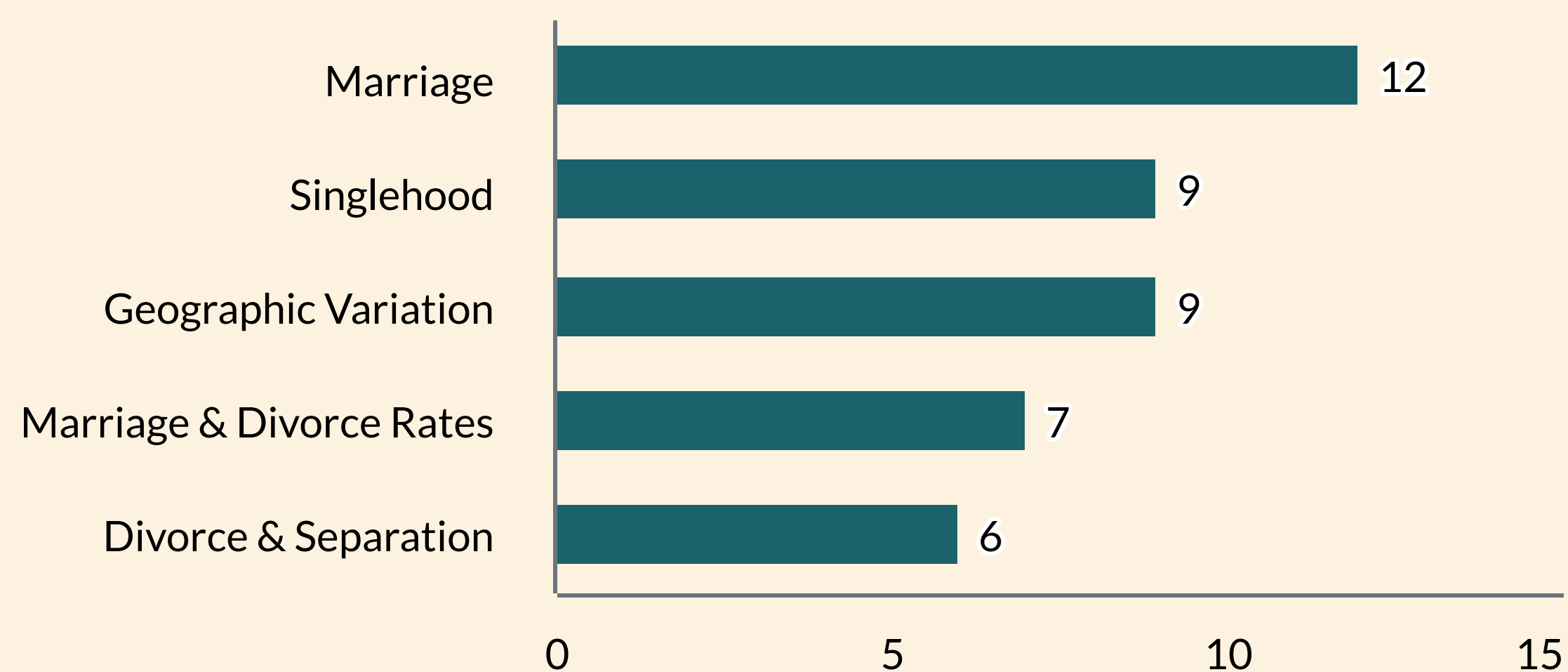
Resources by Topic

The NCFMR covers a number of different topics in their Family Profiles. In 2023 alone, **twenty** different topics were explored.

- Of all topics **Marriage** was the one written on most often with **12** different profiles.
- The next popular topics were **Singlehood** and **Geographic Variation** with **9** profiles covering these topics.
- Rounding out the five most popular, there were **7** profile written on **Marriage and Divorce Rates** and **6** written on **Divorce & Separation**.

The NCFMR covered 20 different topics in 2023.

Figure 9. Distribution of the Top Five Family Profile Topics, 2023



Visit <https://www.bgsu.edu/ncfmr/resources/data/resources-by-topic.html> to view all our different topics.

New Data | Marriage and Divorce Data Compass



New data deposited with the **NCFMR @BGSU Marriage and Divorce Data Compass**. The Data Compass is an archive of contextual data focusing on administrative counts of marriages and divorces occurring in the United States.

The latest data are county-level marriage and divorce counts disaggregated by couple sex (when available) for over 3,000 counties in the United States for the years 2011 - 2019.

[County-Level Marriage & Divorce Data 2011-2019](#)

Visit <https://www.bgsu.edu/ncfmr/resources/data/original-data/data-compass.html> to view all available contextual data.