

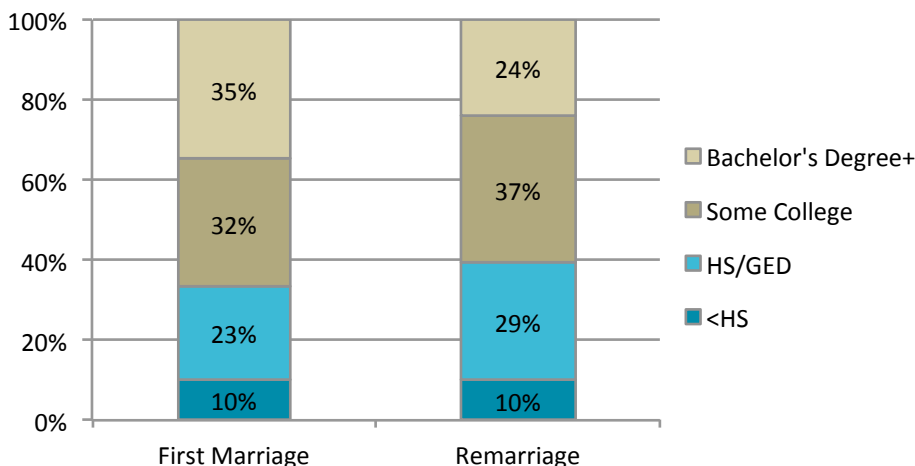
This profile compares the demographic characteristics of people 18 and older experiencing a first marriage versus a remarriage in the U.S. in 2010. Patterns were very similar for men and women, thus only total percentages (for men and women combined) are shown. Learn more about first marriage rates [FP-11-12](#) and remarriage rates [FP-12-14](#).

- Nearly 70% of all people who married in 2010 married for the first time, 23% entered their second marriage, and almost 8% entered their third or higher marriage.

Educational Attainment of First Married and Remarried Adults, 2010

- Greater percentages of women and men who entered a first marriage in 2010 earned at least a Bachelor's degree than remarrieds (35% versus 24%, respectively). Among the remarried, the modal education category is some college (37%)—that is, they have received some education after high school, but have not earned a Bachelor's degree.
 - This finding is consistent with [FP-11-09](#) that shows women with "Some College" had the highest first divorce rates in 2010.

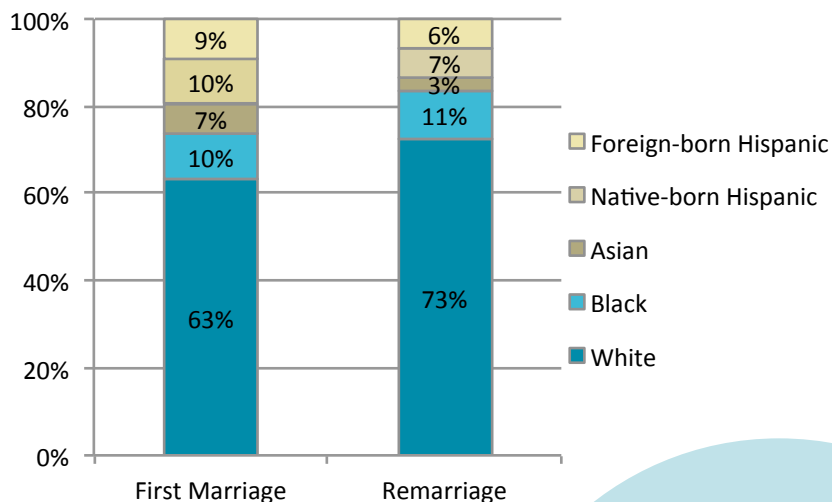
Figure 1. Marriage Type by Educational Attainment, 2010



Source: U.S. Census Bureau, American Community Survey, 1-Year Estimates, 2010

Race, Ethnicity, and Hispanic Nativity of First Married and Remarried Adults, 2010

Figure 2. Marriage Type by Race, Ethnicity, and Hispanic Nativity, 2010



Source: U.S. Census Bureau, American Community Survey, 1-Year Estimates, 2010

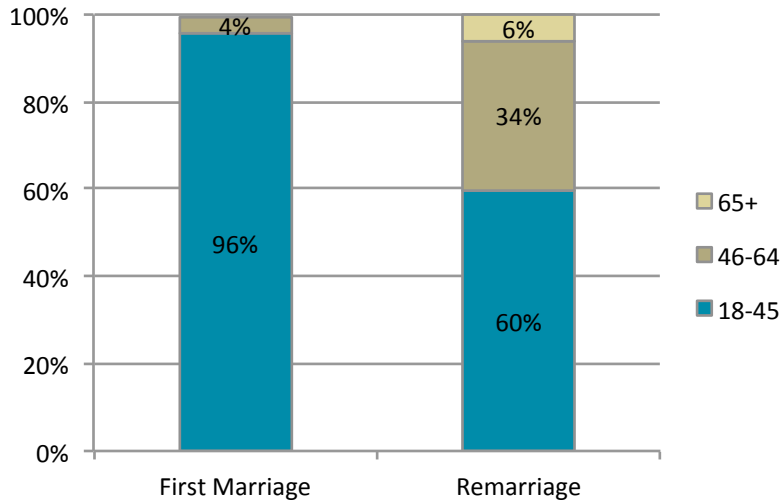
- Almost two thirds (63%) of those who entered a first marriage in 2010 were White; yet, approximately three quarters (73%) of those who remarried in 2010 were White.
- In contrast, a higher percentage of Asians entered into a first marriage than a remarriage (7% versus 3%). This may be due to low first divorce rates among Asians ([FP-11-09](#)).

Family Profiles examine topics related to NCFMR's core research themes. Data are presented at both the national and state levels using new data sources. Written for both researchers and broad communities, these profiles summarize the latest statistics on U.S. families.

Age Distribution of First Married and Remarried Adults, 2010

- Half of the adult population is between the ages of 18-45, yet almost all (96%) of those who experienced a first marriage were between the ages of 18-45. This age group is also the majority group among those who experienced a remarriage—60% of those who entered a remarriage were between the ages of 18-45.
- Only 4% of those who married for the first time in 2010 were Baby Boomers (ages 46-64), but they represent about a third (34%) of those who remarried.
- Nearly everyone who entered a first marriage in 2010 was under age 65 (99.67%), but adults ages 65 and older comprised 6% of all remarriages.

Figure 3. Marriage Type by Age, 2010



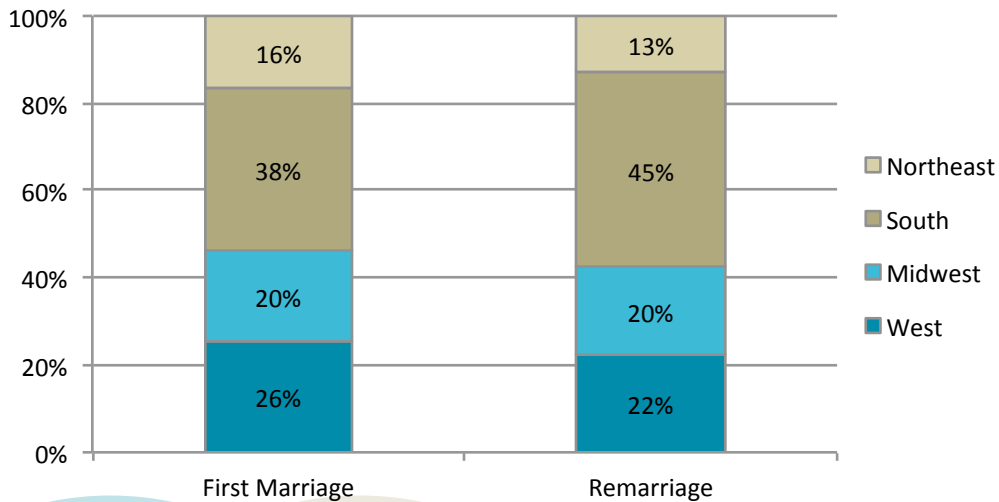
Source: U.S. Census Bureau, American Community Survey, 1-Year Estimates, 2010

Suggested Citation:
 Cruz, J. (2012).
 First Marriage vs.
 Remarriage in the
 U.S., 2010 (FP-
 12-21). National
 Center for Family &
 Marriage Research.
 Retrieved from
http://ncfmr.bgsu.edu/pdf/family_profiles/file119796.pdf

Regional Variation of First Married and Remarried Adults, 2010

- Men and women experiencing any marriage, first or higher order, were more often from the South than any other region of the United States.
 - Nearly half (45%) of those who remarried lived in the South in contrast to 38% for first marriages.
- The regional distinction in remarriage is consistent with FP-10-06 which reveals southern states had the highest first divorce rates in 2008.

Figure 4. Marriage Type by Region, 2010



Source: U.S. Census Bureau, American Community Survey, 1-Year Estimates, 2010



This project was supported with a grant from the U.S. Department of Health and Human Services, Office of the Assistant Secretary for Planning and Evaluation, grant number 5 UOI AE000001-05. The opinions and conclusions expressed herein are solely those of the author(s) and should not be construed as representing the opinions or policy of any agency of the federal government.